



Beria et al. 2021

**COVID summer 2021 in Italian
long-distance sector.
Readapting to leisure**

New Mobility - High-Speed Transport Systems and Transport-Related
Human Behaviour, CZ.02.1.01/0.0/0.0/16_026/0008430



COVID summer 2021 in Italian long-distance sector.

Readapting to leisure

**Paolo BERIA, Samuel TOLENTINO, Vardhman
LUNKAR**

LABORATORIO DI POLITICA DEI TRASPORTI
TRASPOL
RESEARCH CENTER ON TRANSPORT POLICY



**POLITECNICO
MILANO 1863**



EUROPEAN UNION
European Structural and Investment Funds
Operational Programme Research,
Development and Education

**MS
MT**
MINISTRY OF EDUCATION,
YOUTH AND SPORTS



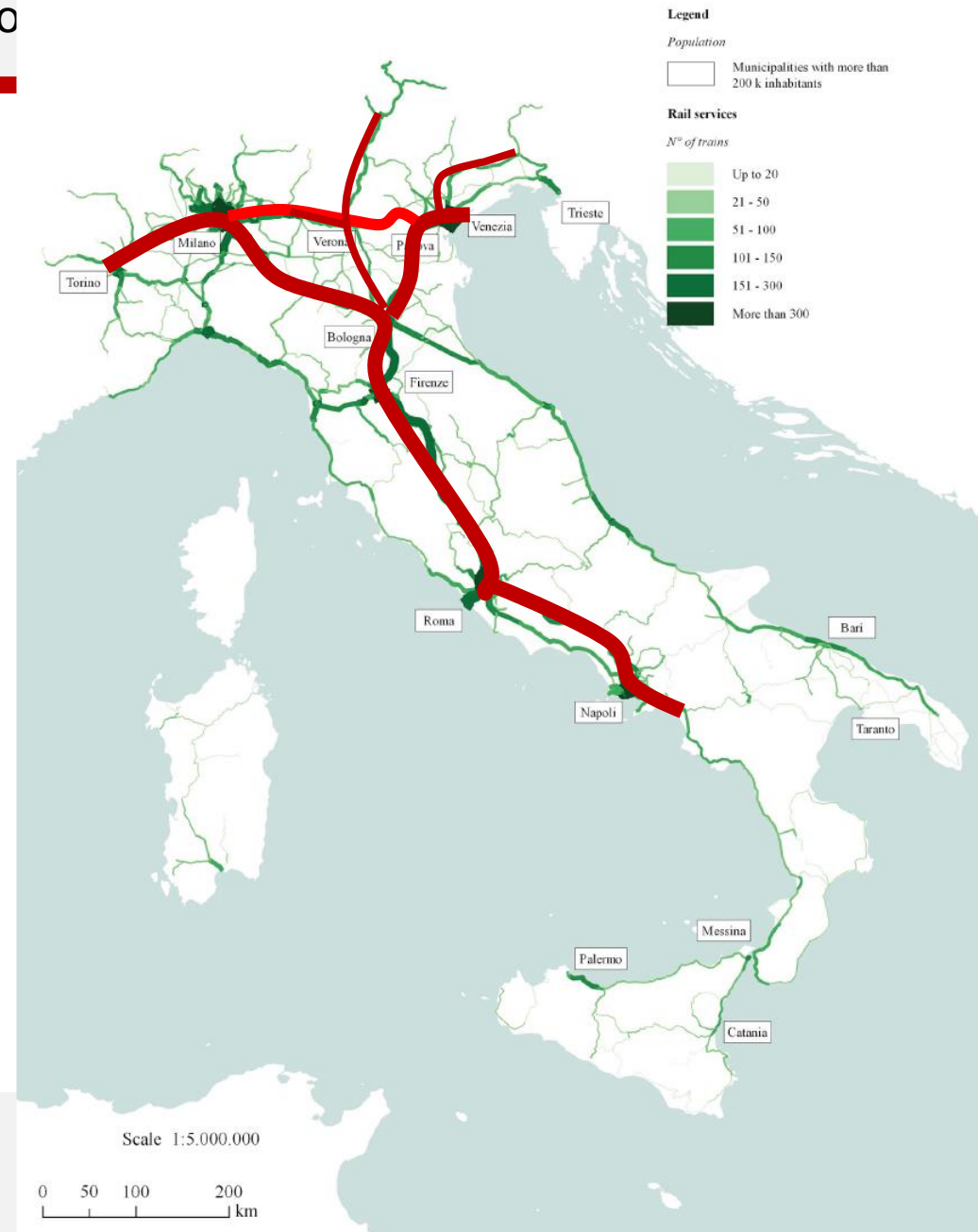
Italo is mainly operating on the HS infrastructure with HS rolling stock, but mixed services exist and are growing (pre-covid):

- Turin-Milan-Rome-Salerno
- Venice-Rome-Salerno
- Bolzano/Brescia-Verona-Salerno
- Turin-Milan-Venice (Dec 2017)
- Udine-Rome (2019)

Clearly, Italo's turnarounds ***tried*** to maximize speed, so out-of-HS services are limited and using the new 250kmh trains.

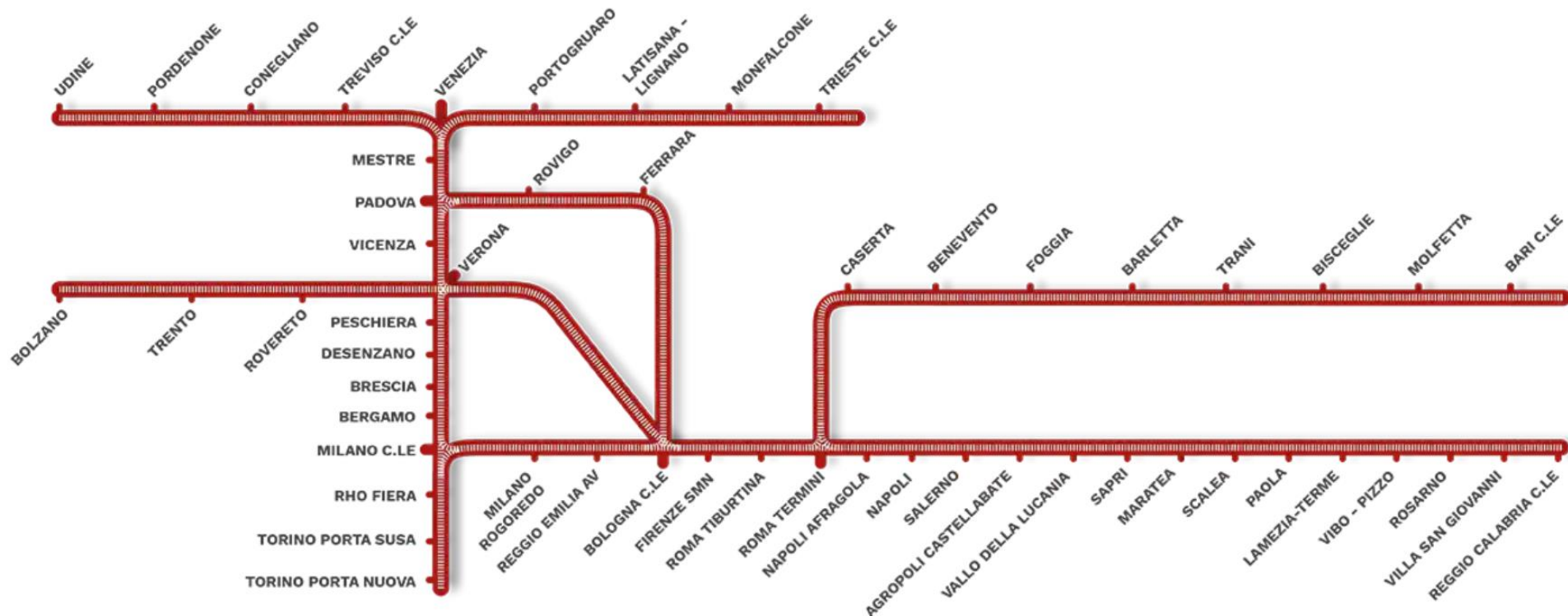
Train services flows

Our elaborations on 2016 Train company timetables - average day



NTV network changes

A new network during 2021 summer





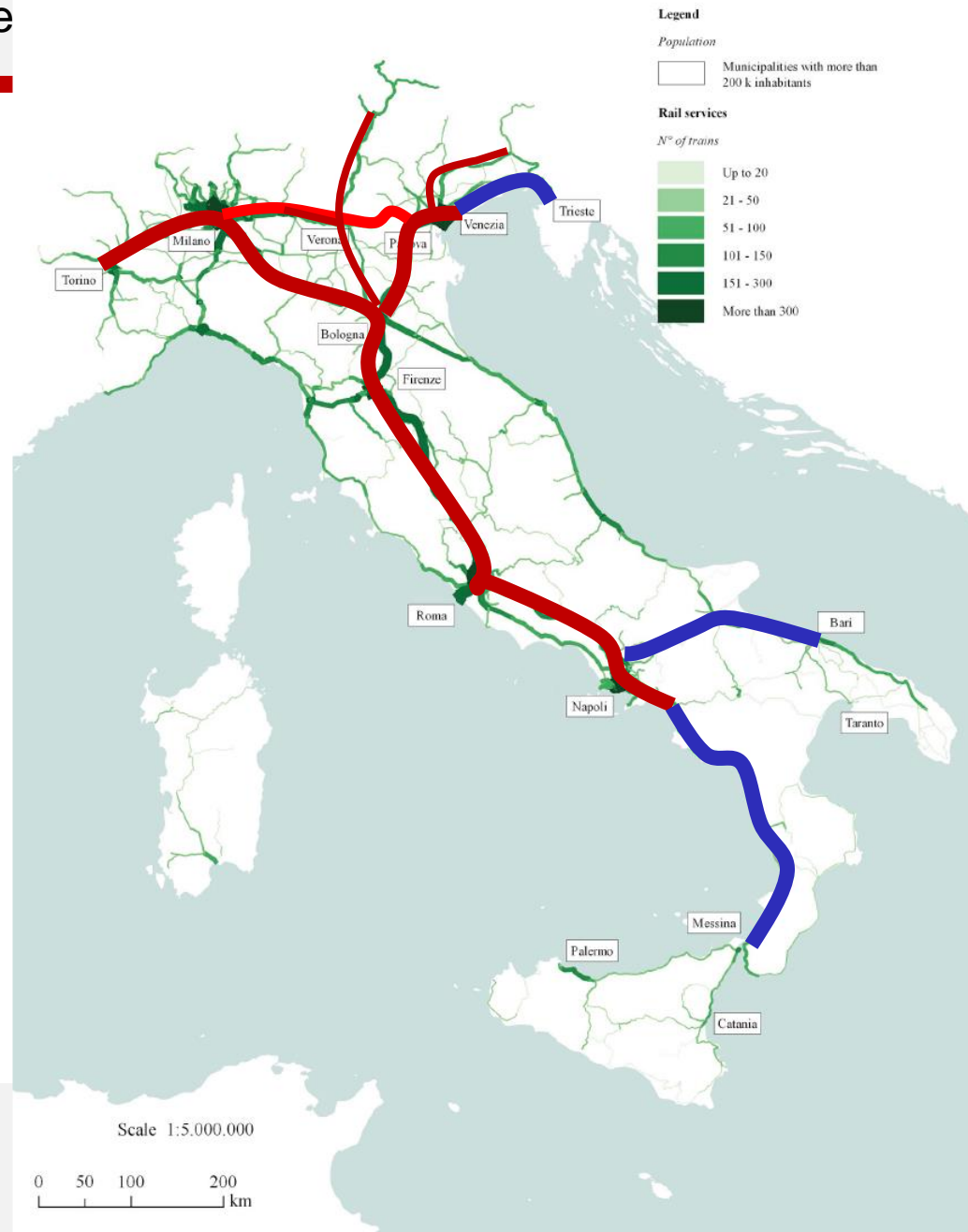
Summer 2021 saw a total redesign of the network

- a. To the Adriatic and Thyrrhenian coasts
- b. South
- c. **Many many small stops...**
- d. **... out of her HS network**

→ Inefficient use of rolling stock,
but guarantee of revenues from
leisure during a very “Italian”
summer.

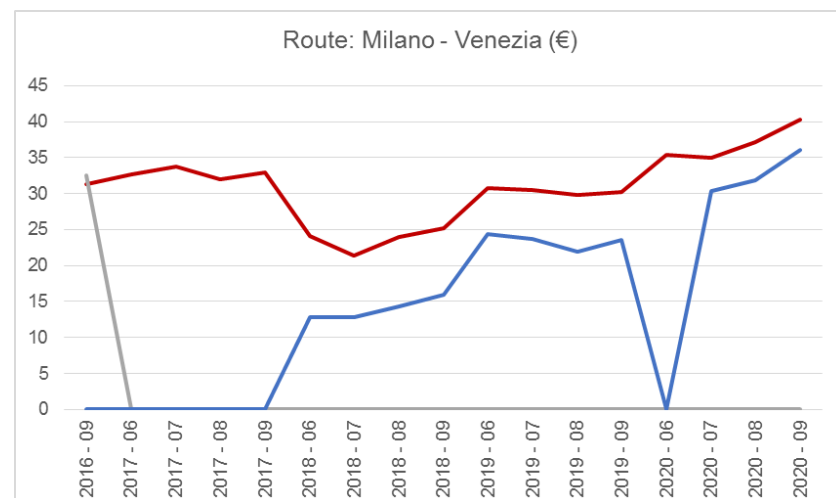
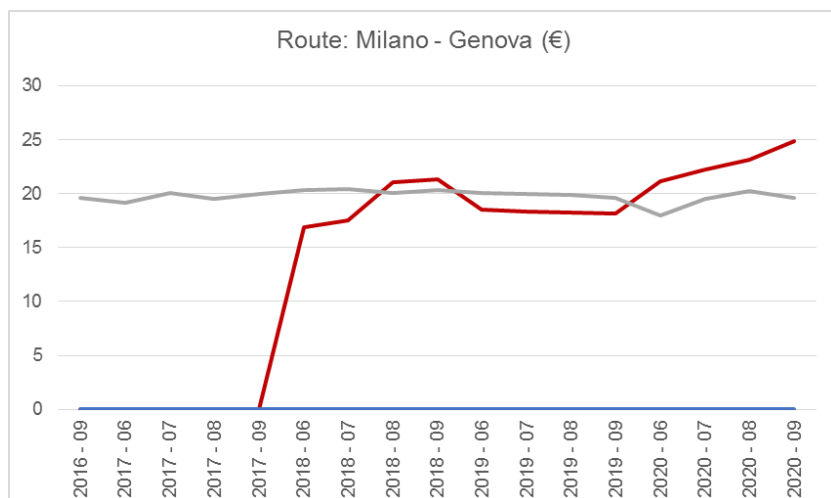
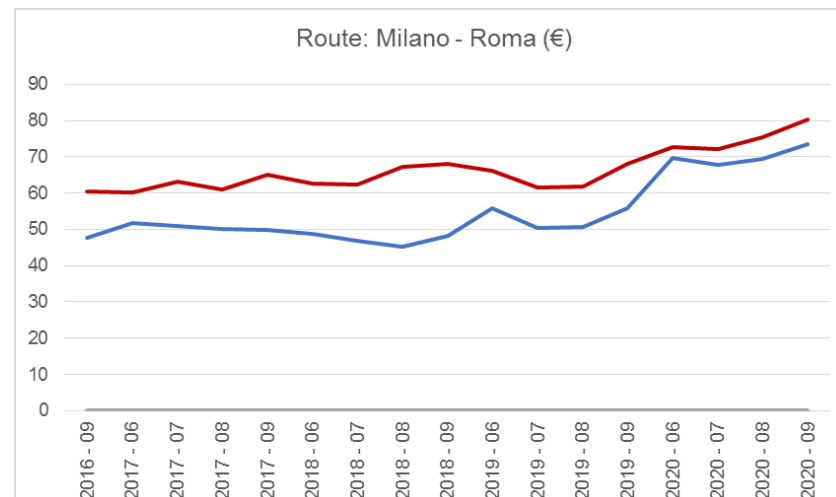
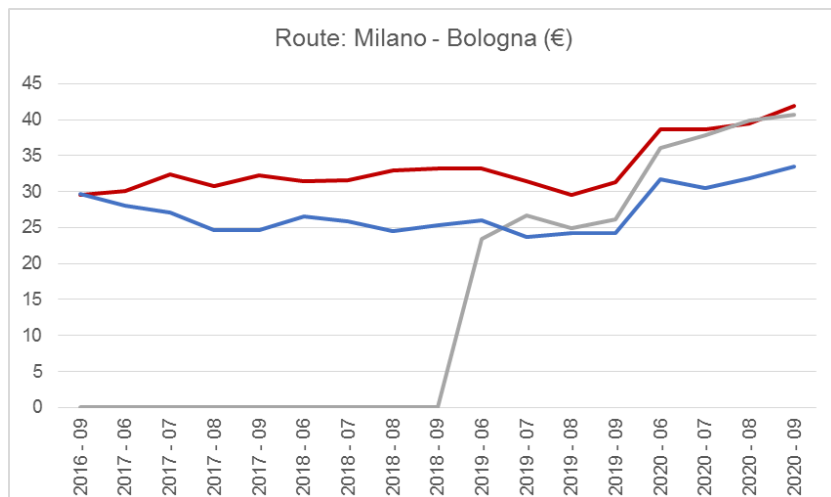
Train services flows

Our elaborations on 2016 Train company timetables - average day



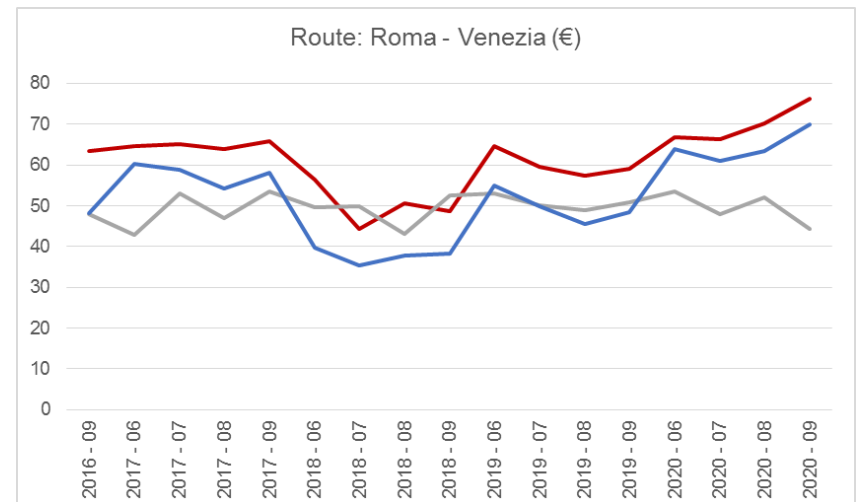
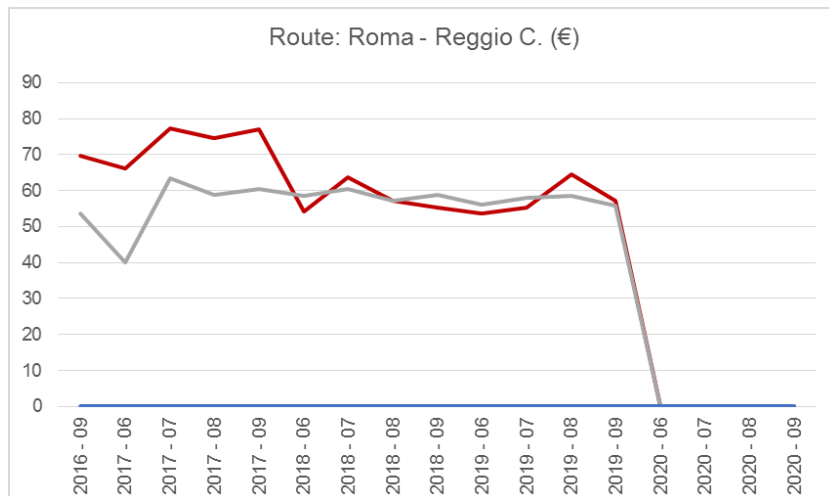
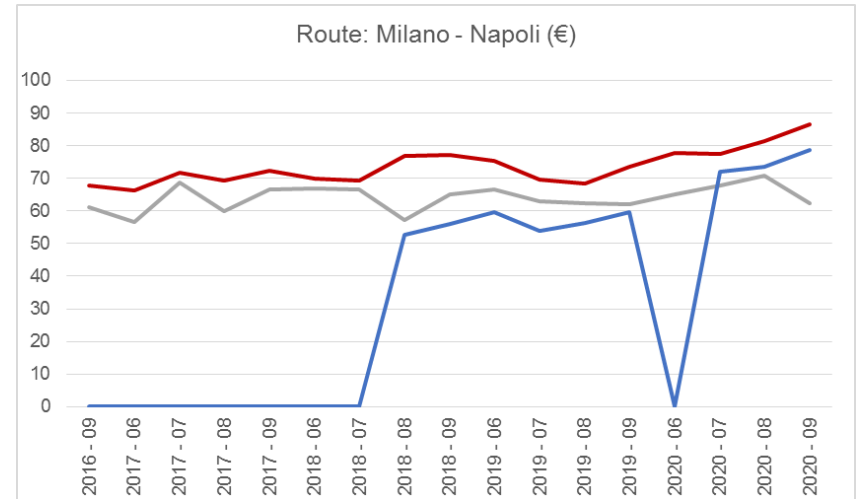
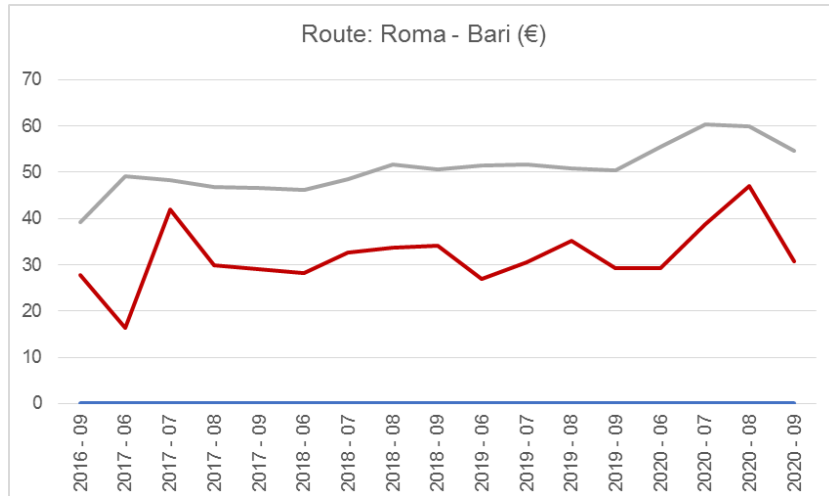


Rail prices





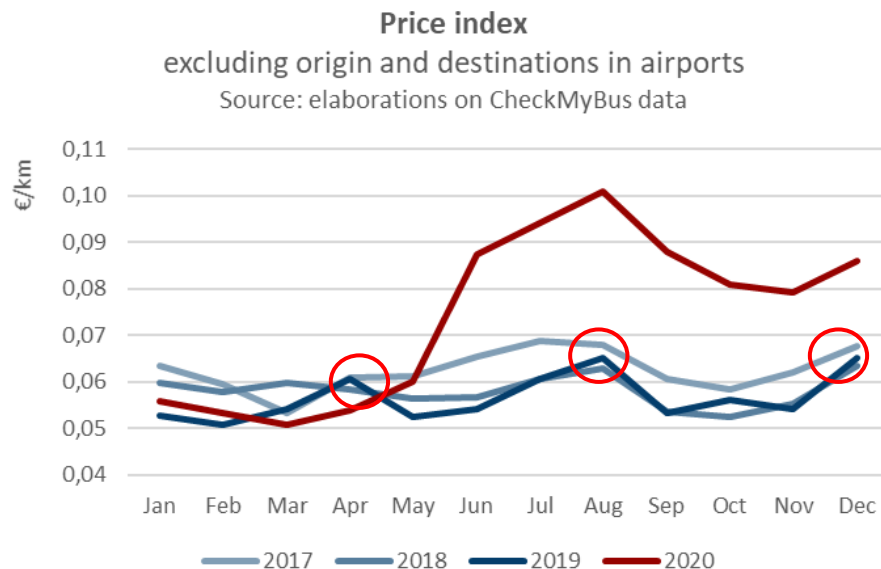
Rail prices





Coach prices

Italian coach price index (from checkmybus.it)



Average weighted prices
excluding origin and
destination in airports
Source: elaborations on
CheckMyBus data

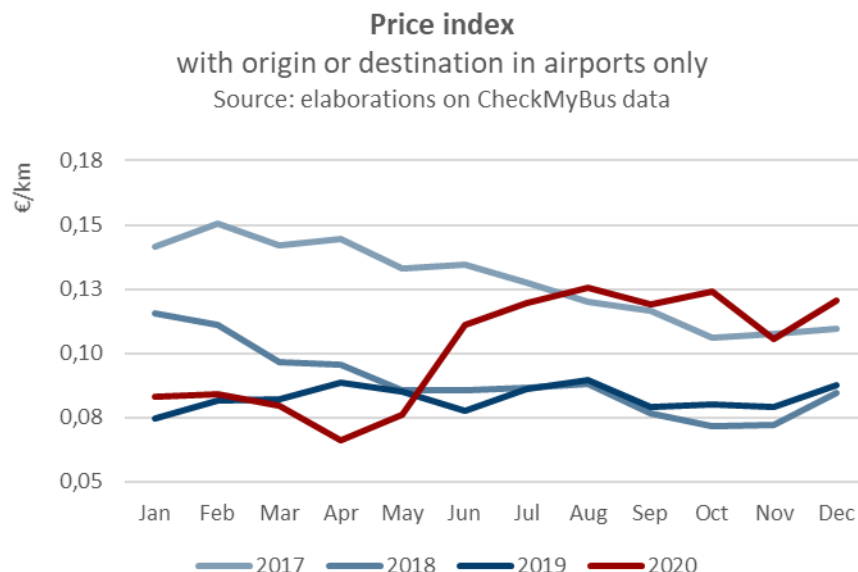
[€/km]	Jan – June	July – Dec.
2017	0,060	0,065
2018	0,058	0,058
2019	0,055	0,060
2020	0,062	0,093

- Seasonal variations until 2019. 2nd semester prices are, on average, higher than 1st semester, but just because of peaks.
- Increase of prices during the 2nd semester 2020 of **more than 50% with respect to 2nd semester 2019**: less demand, more rigid, **capacity of coaches halved by decree** (social distancing)
→ **prices increased but not doubled!**




Coach prices

Italian coach price index (from checkmybus.it)



Average weighted prices
with origin or destination
in airports only
Source: elaborations on
CheckMyBus data



[€/km]	Jan. – June	July – Dec.
2017	0,140	0,116
2018	0,096	0,080
2019	0,082	0,084
2020	0,086	0,120

- Airport coaches: previously prices/km >> normal interregional routes and no seasonal variations
- During 2nd semester 2021, **prices increased of 43%** with respect to 2nd semester 2019



Thank you for your attention!!!

paolo.beria@polimi.it

www.traspol.polimi.it

New Mobility - High-Speed Transport Systems and Transport-Related Human Behaviour
CZ.02.1.01/0.0/0.0/16_026/0008430



EUROPEAN UNION
European Structural and Investment Funds
Operational Programme Research,
Development and Education



Please quote as follows / Per favore, citare come segue:

Beria P., Pařil V., Kvasnička M., Tolentino S., Lunkar V. (2021). *The seeds of competition in long-distance rail transport. Comparing the early open-access countries*. European Transport Conference 2021.